

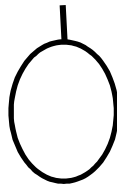









## INVESTICE DO ROZVOJE VZDĚLÁVÁNÍ


Identifikátor materiálu: EU - 5 - 42, shodné tvary

<b>Anotace</b>	Žák vyhledává stejné obrázky a tvary, rozvíjí zrakové vnímání a pasivní slovní zásobu
<b>Autor</b>	Mgr. Hana Koblischková
<b>Jazyk</b>	Čeština
<b>Očekávaný výstup</b>	vyhledává a označuje obrázky se shodnými tvary, opakuje pojmenování tvarů
<b>Speciální vzdělávací potřeby</b>	- žádné -
<b>Klíčová slova</b>	obrázky, shodné tvary
<b>Druh učebního materiálu</b>	Pracovní list
<b>Druh interaktivity</b>	Aktivita
<b>Cílová skupina</b>	Žák
<b>Stupeň a typ vzdělávání</b>	ZŠ speciální
<b>Typická věková skupina</b>	7 - 10 let
<b>Datum vytvoření materiálu</b>	9. 1. 2012









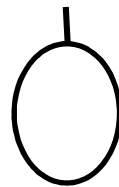

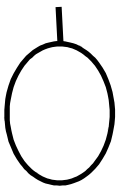

**A**
























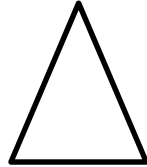



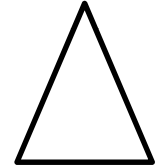






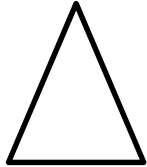

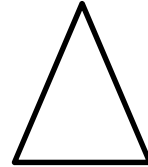

**A**




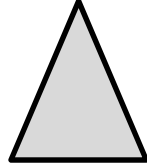
















**A**



**Metodický postup:**

Žáci vyhledávají ve sloupcích nebo v řádcích vždy 2 stejné obrázky či tvary. Zelené rámečky slouží žákům s obtížemi v motorice či grafomotorice, kteří nezvládnou vyhledávat obrázky či tvary kroužkováním. Rámečky se vystřihnou a žák je místo kroužkování umístí na dva stejné tvary ve sloupci či řádku. Úloha v řádcích má další 2 modifikace. Lehčí varianta má barevné pouze shodné tvary, těžší varianta je pouze černobílá. Vytisknuté úlohy je vhodné zalaminovat.